

H R P TM

Hydraulic Rod Pump

*Superior
sucker-rod
artificial lift
system for
deeper wells*



HRP™ HYDRAULIC

Superior sucker-rod artificial lift system for deeper wells

Variable-speed control, simple mechanics, and industry-leading control software in a relatively compact, lightweight, unobtrusive solution with significant cost and performance advantages over traditional systems.



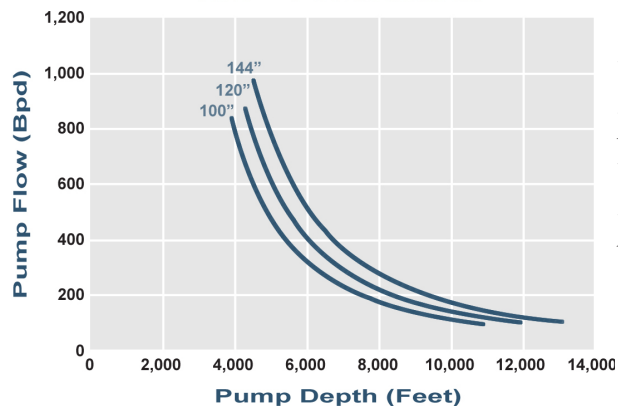
Direct Drive

The HRP™ system takes advantage of modern control technology and a unique hydraulic circuit topology to provide superior performance compared to other hydraulic rod-pumping systems. The unit can be operated either from an electrical grid using a fixed-displacement pump coupled to an electric motor or using a variable-displacement pump coupled to an engine. The motor-driven system

utilizes the motor reversing and servo positioning capabilities of a flux vector variable-speed drive to directly control the sucker rod using a simple hydraulic cylinder. Direct control provides numerous benefits by eliminating the cumbersome, high-inertia mechanics of conventional lift systems. Compared to other hydraulic systems, the HRP™ solution is much more elegant and capable, thanks to electronic control.



HRP™ Performance



HRP™ capacity for various models based on plunger diameters from 1.25 to 3.75 inches and associated API 76 tapered rod designs. Maximum pump flows and depths are associated with maximum and minimum plunger diameters, respectively. The lines represent the maximum capacity for each model.

C R O D P U M P

Simple Design

The HRP™ pumping unit mounts directly to the wellhead. The polished rod runs into a hollow rod cylinder and is suspended under the bottom of the cylinder by a conventional rod clamp. The rod is allowed to float inside the clamp assembly should the pump or rod stick. An induction motor, coupled to a fixed-displacement pump, cycles the cylinder up and down to reciprocate the rod. On engine-driven systems, rod motion is controlled using a variable-displacement pump. By varying the angle of the swashplate within the pump, the fixed rotation of the engine is converted into continuously variable, reversible motion. A pneumatic counterbalance on air-balanced units replaces the massive counterweight of conventional systems and provides greater lifting force by storing energy during a portion of each downstroke and releasing it during the subsequent upstroke.



The unit installs quickly and mounts directly to the well casing. A hinged mount allows the HRP™ unit to swing out of the way for well servicing.

Easy to Install

Compared to conventional pumping systems, the HRP™ unit is small, lightweight, and easy to transport. No specialized or heavy equipment is required, which saves on installation costs. It can be carried in a light-duty flatbed truck and installed with a 1-ton rig. Installation is quick and easy and can be handled by two people. Units can be installed and fully operational within a few hours.

Portable

Since it's easy to transport and commission, the HRP™ system can easily be moved from well to well for temporary installations or to prove reserves and well productivity.

Efficient

The low-inertia design of the HRP™ system allows it to use a much smaller motor and eliminates the massive gearbox of conventional jack pumps. Jack pumps are often oversized to provide the necessary capability. Programmable motion profiles give the HRP™ system the effective stroke of a much larger unit. Therefore, a much smaller HRP™ unit will provide the same or better production at less cost.

Economical

The HRP™ system is a smart investment that quickly pays for itself in reduced installation, operation, and maintenance costs. The system can be purchased for a fraction of what a comparable pump jack without any controls would cost. Installation is significantly less expensive because the unit is so easy to transport and set up. Since the unit bolts directly to the wellhead, concrete and gravel pads and other expensive site preparations are no longer needed. Increased production increases revenue and reduced downtime lowers operational costs, making the the HRP™ system a truly economical solution.

Environmentally Friendly

The HRP™ system is the ideal choice for environmentally sensitive installations. It is quiet, unobtrusive, and does not require site grading, mounting pads, or other well site disruptions. Its narrow cross section and small footprint allow it to blend in where other units would be offensive or prohibited by regulation.

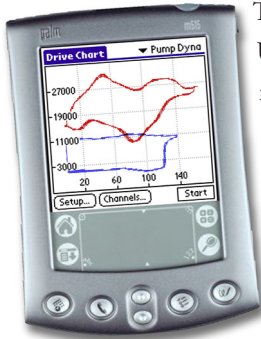


Model Number	Rod Stroke (in)	Rod Force (lb)	Rod Speed (fpm)	Pump Speed (spm)
A754g-mmmm-100	100	40,000	10-500	0.5-20.0
A754g-mmmm-120	120	40,000	10-500	0.5-17.5
A754g-mmmm-144	144	40,000	10-500	0.5-15.0

By combining a few different stroke lengths, gear boxes (g), motors (mmmm), and drives, the HRP™ system provides maximum application flexibility with minimal spare parts. Air-balanced units are prefixed (A).

C O N T R O L

Advanced Control



The HRP™ system incorporates Unico's patented SRP sucker-rod pump control software to optimize production while protecting the pumping system. Sophisticated variable-speed control achieves motion profiles that are impossible through mechanical means.

Well data, including surface and downhole dynamometer plots, is readily available

Pump fill is optimally regulated by independently adjusting upstroke and downstroke speeds. Soft landing speed control minimizes fluid impact. An automated valve check determines standing and traveling valve leakage. The control also provides well data reporting, surface and downhole dynamometer plotting, remote access capability, embedded PLC, automatic fault restarting, and more.



Sophisticated controls are protected inside rugged enclosures designed to withstand the environment

Variable Pump Stroke/Position

Pump stroke length and spacing can easily be adjusted through software. Upper and lower pump positions are set independently, allowing maximum pump compression by minimizing pump clearance volume when in the full downward position.

Superior Pump Speed Control

Downhole pump speed can be more precisely controlled due to the low inertia of the HRP™ mechanism and the constant relationship between motor and rod speed. Pump speed, for example, is quickly reduced prior to fluid impact, attenuating the damaging effects of shock loads on the pump and rod during fluid pound. After fluid impact, speed is quickly increased to maximize production potential.

Low-Speed Operation

The HRP™ system can operate at speeds as low as 1 spm, as compared to pump jacks without gear box wipers, which are typically limited to 4 to 5 spm.

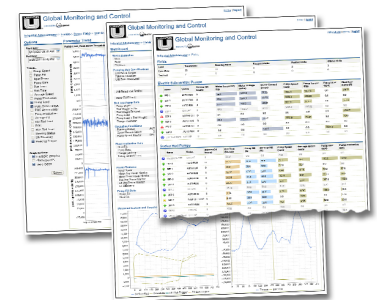
Remote Power

Unico's GPL® gas-powered generator can operate the HRP™ system using wellhead natural gas for remote installations where electrical service is unavailable or cost prohibitive.



Global Monitoring

Unico's GMC™ Global Monitoring and Control service provides comprehensive Web-based monitoring and reporting capabilities. It is an efficient, cost-effective way to stay connected to daily operations. The service provides real-time monitoring of production and performance data, historical data for analysis, automated well reports, as well as email notification of alarms and other conditions. Operators can view data for all fields, a single field, or an individual well.



UNICO-Worldwide



Protected by United States patent 7,168,924. Other patents are pending.

All trade designations are provided without reference to the rights of their respective owners.

Specifications subject to change without notice.

Corporate Headquarters

UNICO, Inc.
3725 Nicholson Road
P. O. Box 0505
Franksville, Wisconsin
53126-0505
USA

voice: 262.886.5678
fax: 262.504.7396

www.unicous.com

United States
New Lenox, Illinois
815.485.5775

Wixom, Michigan
248.380.7610

Austinburg, Ohio
216.387.8486

Midland, Texas
432.218.7665

Sandy, Utah
801.942.2500

South America
El Tigre, Venezuela
58.283.241.4024
Maracaibo, Venezuela
58.261.792.4047

Europe
Milton Keynes, England
44.1908.260000

Wilnsdorf, Germany
49.2739.303.0

Bucharest, Romania
40.728.664.830

Canada
Mississauga,
Ontario
905.602.4677

Mexico
Tampico
52.833.217.4543

Asia
Beijing, China
86.10.6218.6365

Osaka, Japan
81.66.945.0077